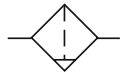




»G-mini« Series

GF 05, GF 06

Symbol



Product features

Centrifugal separators with a sintered filter element.

Specifications / Technical data

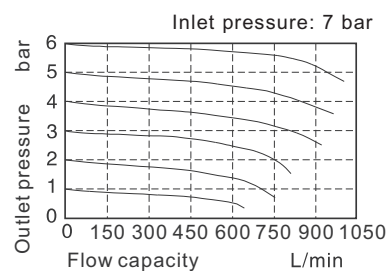
Art. No.	Size 200	
	GF 05	GF 06
Fluid	Air	
Port size	1/8"	1/4"
Filtering grade	5 µm (40 µm on request)	
Pressure range	1.5 to 9 bar (0.15 to 0.9 MPa, 20 to 130 psi)	
Proof pressure	15 bar (1.5 MPa, 215 psi)	
Temperature range	-20 to 70 °C	
Capacity of drain bowl	10 cm ³	
Weight	135 g	

Ordering information

Art. No.	Type
GF 05, GF 06	Filter with polycarbonate bowl and »HW« mounting bracket, semi-automatic drain valve

Flow chart

GF 05, GF 06

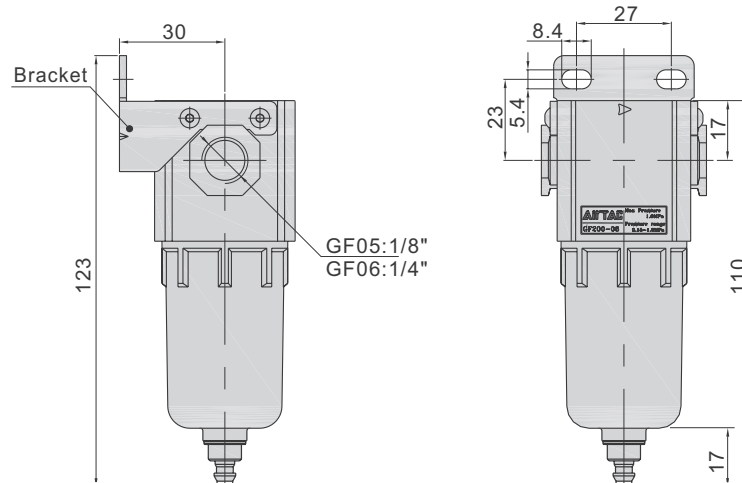


»G-mini« Series

GF 05, GF 06

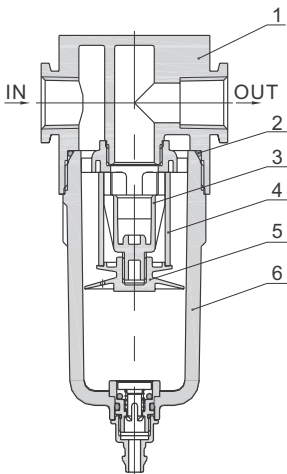
Body dimensions

GF 05, GF 06



Components and materials

GF 05, GF 06









Semi-auto drain

No.	Item	Material
1	Body	Aluminum alloy
2	O-ring	NBR
3	Air guider	POM high viscosity
4	Filter core	Makrolon fiber (5 µm)
5	Umbrella baffle	POM high viscosity
6	Drain bowl	PC

»G-mini« Series

GF 05, GF 06

Accessories

	Art. No.	Type
	GF 05 300	Polycarbonate bowl with semi-automatic drain valve for filters/filter regulators
	GF 05 400	Filter element 5 µm
	HW 201	Mounting bracket, incl. 4 screws
	UB 200	Joiner without wall mounting
	LB 200	Joiner with wall mounting, 1 drilled hole
	TB 200	Joiner with wall mounting, 2 drilled holes