

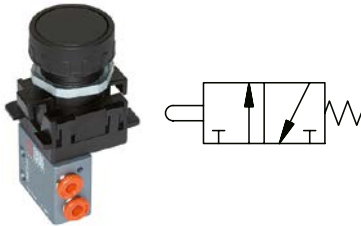
## 3/2-way miniature valve

manually operated, for panel mounting

**PLUS**

Art. No. 106397

Type No. 512.111



Exemplary illustration

Monostable (non-latching) and bistable (latching) versions available.

### Technical data

Operating pressure	0.5 - 10 bar
Valve body	Aluminium
Medium	Filtered compressed air with or without lubrication. If lubricated, then continuous.
Sealant	NBR
Spring	Stainless steel
Flow rate measurement 1	Flow rate at 6 bar and $\Delta p$ 0.5 bar
Flow rate 1	35 NI/min
Flow rate measurement 2	Flow rate at 6 bar and $\Delta p$ 1.0 bar
Flow rate 2	60 NI/min
Connection	Plug-in connector $\varnothing$ 4 mm on side
Function	3/2 NC
Operation	Monostable
Disc	Black
Series	Valves series VME

### Commercial data

Customs tariff number	84818079
Country of origin	IT
eCl@ss 5.1.4	27291801
eCl@ss 9.0	27291390
UNSPSC_Code_v190501	40141603
UNSPSC_CodeDesc_v190501	Pneumatic valves

B1

## MINIVALVES, MECHANICALLY AND HAND OPERATED SERIES VME

VALVES

MINIVALVES, MECHANICALLY AND HAND OPERATED SERIES VME

- Minivalves with 3/2 NO NC poppet,
- Installation in any position
- Push-in fittings for pipe Ø 4 mm and M5 on the valve body
- Low actuation force
- Rapid, accurate signal
- Mechanical actuation
- The 2 places adapter allows manual actuation of 1 or 2 VME valves with manual Ø 22 panel actuators. Thus it is possible to obtain 3/2, 5/2, 5/3 open centre and 5/3 pressure centre pneumatic functions.
- On request, it is possible to place a NC-NO electric switch next to VME valve for mixed solenoid/pneumatic signals.

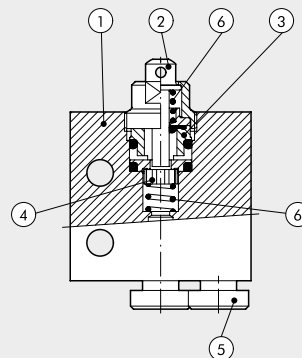


### TECHNICAL DATA

Valve fitting port		Push-in fitting for pipe diam. 4 and M5 (axial or side)
Fluid		Filtered air without lubrication; lubrication, if used, must be continuous
Type		With poppet
Versions		Mechanical and manual
Operators:		With Plunger – Plunger for wall-mounting – Roller lever – Unidirectional roller lever
• mechanical		Depending on the type of actuation panel selected
• manual		0.5 to 10
Operating pressure	bar	-10° to +60
Operating temperature range	°C	2.5
Nominal diameter	mm	16.5
Conductance C	Nl/min · bar	0.03
Critical ratio b	bar/bar	35
Flow rate at 6 Bar ΔP 0.5 Bar	Nl/min	60
Flow rate at 6 Bar ΔP 1 Bar	Nl/min	8
Actuation force – Plunger at 6 Bar	N	ISO and UNI FD22
Recommended lubricant		In any position
Installation		See <b>chapter Z1</b>
Compatibility with oils		

### COMPONENTS

- ① VALVE BODY: Aluminium
- ② BUTTON: chemically nickel-plated brass
- ③ DISTANCE PLATES: Brass
- ④ GASKETS: NBR
- ⑤ PUSH-IN FITTING CARTRIDGES: stainless steel, brass and plastic
- ⑥ SPRINGS: stainless steel



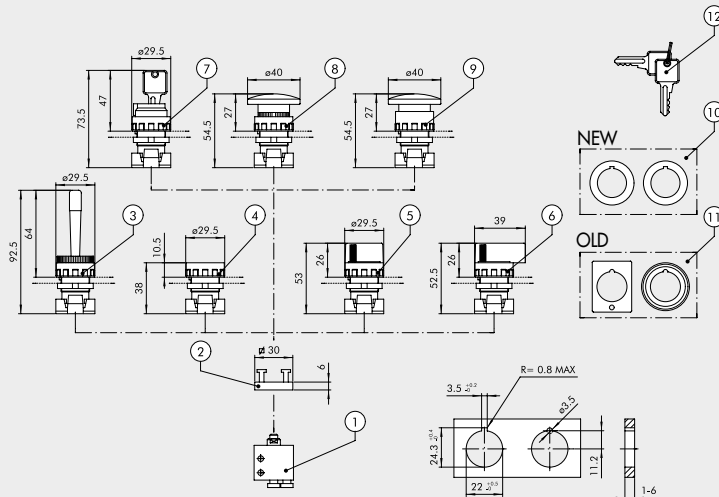
B1.4
















**MANUAL VME VALVES – ASSEMBLY DIAGRAM**
**NOTES:**

- For 5/2 pneumatic operation, assemble a 3/2 NC plunger valve and a 3/2 NO one on the adapter.
- For 5/3 pneumatic operation with open centres, assemble two 3/2 NC plunger valves on the adapter.
- For 5/3 pneumatic operation with pressure centres, assemble two 3/2 NO plunger valves on the adapter.


**VALVES**

MINIVALVES, MECHANICALLY AND HAND OPERATED SERIES VME

**ORDERING CODES**

Symbol	Reference	Code	Description	Weight [g]
	①	W3501000100	3/2 NC Axial fittings Ø 4	42
		W3501000111	3/2 NC Axial fittings M5	36
		W3501001101	3/2 NC Side fittings Ø 4	34
		W3501001111	3/2 NC Side fittings M5	34
	①	W3501000101	3/2 NO Axial fittings Ø 4	42
		W3501000110	3/2 NO Axial fittings M5	36
		W3501001100	3/2 NO Side fittings Ø 4	34
		W3501001110	3/2 NO Side fittings M5	34
	②	0351000050	2 places adaptor thickness 6.8 mm	5
	③	W0351000015	Red handler with horizontally pivoted lever	25
	④	W0351000011	Fat push button + 2 red/black coloured disks ◆ Bistable fat push button without disk	15
	⑤	W0351000030	Black selector short lever at 2 positions with return	20
		W0351000031	Black selector short lever at 2 positions	20
	⑤	W0351000032	Black selector short lever at 3 positions with return	20
		W0351000033	Black selector short lever at 3 positions	20
	⑥	W0351000034	Black selector long lever at 2 positions with return	26
		W0351000035	Black selector long lever at 2 positions	26
	⑥	W0351000036	Black selector long lever at 3 positions with return	26
		W0351000037	Black selector long lever at 3 positions	26
	⑦	W0351000016	2 positions key selector with extractable key in 2 positions	50
		W0351000018	2 positions key selector with extractable key in 0	50
	⑧	W0351000013	Red mushroom-head push button Ø 40	27
		W0351000017	Black mushroom-head push button Ø 40	27
	⑨	W0351000014	Red mushroom-head push button with lock Ø 40	29
◆ It can't be supplied. As working replaced by selector with bistable short lever at 2 positions (⑤).	⑩	W0351000049	◆ Reducer from 30 to 22.5 mm	
♣ Usable only with technopolymer body selectors.	⑪	W0351000050	♣ Adapter for bore Ø 30 G2326	
▲ Usable only with metal body selectors.	⑫	W0351000021	♣ Key for ESC selectors	
		W0351000056	Green disk for push button (④)	

## Accessories

	<b>Art. No.</b>	<b>Type No.</b>
Plunger valve, 3/2-way, monostable, NC, G 1/8	106441	515.101
Short wing lever, black, 2 positions, monostable	106446	KDH-2M
Short wing lever, black, 3 positions, monostable	106448	KDH-3M
Short wing lever, black, 2 positions, bistable	106447	KDH-2B
Short wing lever, black, 3 positions, bistable	106449	KDH-3B
Long wing lever, black, 2 positions, monostable	106450	LDH-2M
Long wing lever, black, 3 positions, monostable	106452	LDH-3M
Long wing lever, black, 2 positions, bistable	106451	LDH-2B
Long wing lever, black, 3 positions, bistable	106453	LDH-3B
Hand lever, red, monostable	106445	HH-M
Lockable switch, 2 pos., key can be withdrawn in any pos.	106454	V2SS-JS
Lockable switch, 2 pos., key can be withdrawn in normal pos.	106455	V2SS-GS
Mushroom pushbutton, red, monostable	106456	RPT-M
Mushroom pushbutton and emergency latch, red	106457	RPT-NR
3/2-way miniature valve, Mechanical, Tappet, NO, 4 mm (side)	106385	511.121

## Spareparts

	<b>Art. No.</b>	<b>Type No.</b>
Plunger valve, 3/2-way, NC, plug-in connector Ø 4 mm on side	106387	511.131
Adapter max. 2 valves, required for mounting on basic valve	106443	A2V
Pushbutton with red or black disc, monostable	106444	DK-M