

# Captive quick-connect coupling I.D. 7.8

**PLUS**

Art. No. 137550

Type No. SVKUNW78AG14BL



Exemplary illustration

One-hand quick disconnect couplings with a large bore.

Different media can be connected safely and non-interchangeably even when space is restricted, thanks to the colour-coded coupling and plug and the different coupling profiles defined for each of the four colours.

Only couplings and plugs of the same colour fit together.

Areas of application: Pneumatic system, machine and plant engineering, measurement, monitoring and control systems, manufacturing industry, medical technology, chemical / pharmaceutical industry, automotive, food technology, aerospace.

## Technical data

Operating pressure	0 to 35 bar, maximum static working pressure (non-pulsating)
Medium temperature	-20 to 100 °C
Ambient temperature	-20 to 100 °C
Housing	Brass with a bare metal surface MS58
Valve	Brass with a bare metal surface MS58
Unlocking sleeve	Anodised aluminium
Spring	Stainless steel 1.4310
Retaining ring	Stainless steel 1.4310
Ball	Stainless steel 1.4034
Sealant	NBR
DN	7.8
Colour	blue
Flow rate measurement	at 6 bar and $\Delta p = 0.5$ bar
Flow rate	2000 l/min

The couplings may only be used with plug nipples from the same series.

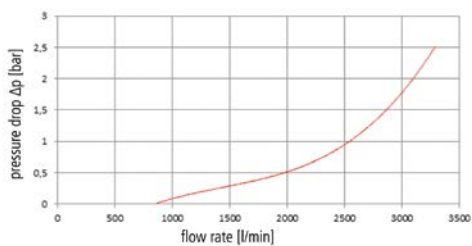
## Commercial data

Customs tariff number	84818079
Country of origin	DE
eCl@ss 5.1.4	27294205
eCl@ss 9.0	27294205
UNSPSC_Code_v190501	27131613
UNSPSC_CodeDesc_v190501	Air coupling

## Material informations

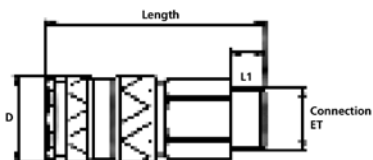
REACH SVHC1 substance name	lead
CAS no. SVHC 1	7439-92-1
RoHS materials notice	RoHS compliant
REACH Info	contains SVHC substance

## Flow chart



System pressure: 6 bar (a)  
Flow value given at 0.5 bar pressure drop  
Flow depends on connection type and size of coupling and plug

## Dimensions



Connection	a/f mm	Length mm	D mm	L1 mm
G 1/4 ET	19	59.5	23.0	9.0

## Service manual

Quick-connect couplings are predominantly maintenance-free, if used in standard applications and handled carefully. The selection of the quick-connect coupling must be compatible with the intended purpose of use and material. Depending on the operating conditions it is recommended to provide the following points during maintenance:

**External visual inspection** with dirt in the functioning area of coupling and plug (seal area, control elements) these must be cleaned. The following distinguishing symptoms require replacement of the corresponding parts: Torn, damaged, heavily damaged or corroded parts, leaks on coupling and / or plug parts.

**Function test** under maximum Max. operating pressure can be used to test the quick-connect coupling for possible malfunctions and leaks. During the testing and operating phase it must be ensured that the operating personnel work protected.

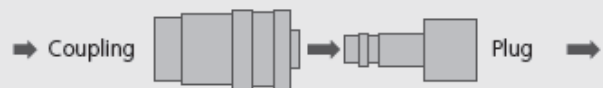
**Replacement intervals** for quick-connect couplings must, if available, be adapted to the state or technical standards. However, also operating experiential values, which result from the required operational safety and the conditions of use, such as downtimes, coupling frequency, Max. operating pressure and properties of the medium, are critical for establishing the replacement intervals.

## Pulsating tool

When using pulsating tools it is recommended to observe the standard ISO 6150, § 7.1. It recommends installing a minimum 300 mm long, flexible hose between the pulsating tool and the quick-connect coupling. The oscillating forces are taken by the hose piece and thus increase the service life of the quick-connect coupling. No warranty can be made for couplings mounted directly on pulsating tools.

## Flow direction

The recommended flow direction is from the coupling to the plug if nothing else is specified in the technical data sheet.



## Application with hoses

When using hoses the permissible Max. operating pressure and the working temperature must absolutely be observed and suitable hose connections must be seen to.