


# Captive plug-in connector for coupling I.D. 7.8

Brass with a bare metal surface

Art. No. 137562

Type No. SVKUTNW78LW6G



Exemplary illustration

## Technical data

DN	7.8
Colour	green

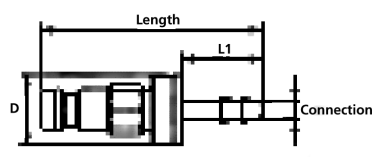
## Commercial data

Customs tariff number	74122000
Country of origin	DE
eCl@ss 5.1.4	37110402
eCl@ss 9.0	37110402
UNSPSC_Code_v190501	40141734
UNSPSC_CodeDesc_v190501	Hose fitting

## Material informations

REACH SVHC1 substance name	lead
CAS no. SVHC 1	7439-92-1
RoHS materials notice	RoHS compliant
REACH Info	contains SVHC substance

### Dimensions



Connection	Length	D	L1
	mm	mm	mm
I.D. 6	50.5	12.0	25.0

## Service manual

Quick-connect couplings are predominantly maintenance-free, if used in standard applications and handled carefully. The selection of the quick-connect coupling must be compatible with the intended purpose of use and material. Depending on the operating conditions it is recommended to provide the following points during maintenance:

**External visual inspection** with dirt in the functioning area of coupling and plug (seal area, control elements) these must be cleaned. The following distinguishing symptoms require replacement of the corresponding parts: Torn, damaged, heavily damaged or corroded parts, leaks on coupling and / or plug parts.

**Function test** under maximum Max. operating pressure can be used to test the quick-connect coupling for possible malfunctions and leaks. During the testing and operating phase it must be ensured that the operating personnel work protected.

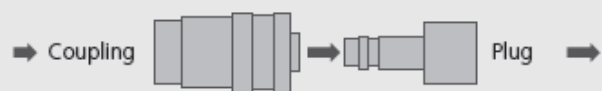
**Replacement intervals** for quick-connect couplings must, if available, be adapted to the state or technical standards. However, also operating experiential values, which result from the required operational safety and the conditions of use, such as downtimes, coupling frequency, Max. operating pressure and properties of the medium, are critical for establishing the replacement intervals.

## Pulsating tool

When using pulsating tools it is recommended to observe the standard ISO 6150, § 7.1. It recommends installing a minimum 300 mm long, flexible hose between the pulsating tool and the quick-connect coupling. The oscillating forces are taken by the hose piece and thus increase the service life of the quick-connect coupling. No warranty can be made for couplings mounted directly on pulsating tools.

## Flow direction

The recommended flow direction is from the coupling to the plug if nothing else is specified in the technical data sheet.



## Application with hoses

When using hoses the permissible Max. operating pressure and the working temperature must absolutely be observed and suitable hose connections must be seen to.