

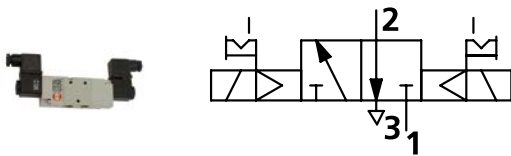
3/2-way valve

electropneumatic, with connector and coil, series 70 low temperature

PLUS ||

Art. No. 150034

Type No. 517.TT.32.18.B.12D



Exemplary illustration

The series 70 low temperature valves in electropneumatic version complement our range of traditional way valves of series 70. They represent a selection of the most commonly used electropneumatic way valves, which are manufactured with components for special low temperature applications. These valves have a wide range of applications as bushing valves, direct mounting on the cylinder with special adapters or as series valves with multi-base plates and individual interlinking plates (supply strips).

Technical data

Function	3/2
Operation	bistable
Control air supply	internal
Connection	G 1/8 IT
Voltage	12 V DC
DN	5
Flow rate measurement 1	flow rate at 6 bar and Δp 0.5 bar
Flow rate 1	400 NI/min
Flow rate measurement 2	flow rate at 6 bar and Δp 1 bar
Flow rate 2	550 NI/min
Medium	filtered, dry and unlubricated compressed air
Required purity class in accordance w. ISO 8573-1	4.2.3
Min. operating pressure at -40 to -10 °C	5 bar
Min. operating pressure at -10 to 60 °C	3 bar
Operating pressure	max. 10 bar
Medium temperature	-40 to 60 °C
Ambient temperature	-40 to 50 °C
Valve body	aluminium
Piston	nickel-plated aluminium
Sealant	NBR
Spring	special steel

Technical data

Control air port	-
Manual control	latching

Series 70 low temperature valves require the use of 22 mm coils with 5 W or 5 VA.

Commercial data

Customs tariff number	84818079
Country of origin	IT
eCl@ss 5.1.4	27291501
eCl@ss 9.0	27291390
UNSPSC_Code_v190501	40141603
UNSPSC_CodeDesc_v190501	Pneumatic valves

VALVES SERIES 70

The Series 70 forms part of Metal Work's full range of traditional valves.

They are available in sizes 1/8", 1/4", 3/8" and 1/2", versions 3/2, 5/2, 5/3 and double 3/2, with mechanical, manual, pneumatic and electric drives.

They can be installed in line, onto a wall, on the cylinder (using a special bracket) or in series (on a multiple or modular base) to suit all possible applications.

A range of valves (Series 70 LT) designed using components for specific low-temperature applications is now available for the most commonly used types and sizes.

These highly reliable valves comply with the main applicable standards, including Atex, ISO 13489 and SIL, as stated in the documents and certificates available online.



TECHNICAL DATA		1/8"	1/4"	3/8"	1/2"
Thread on the valve ports		1/8"	1/4"	3/8"	1/2"
Operating pressure series 70 versions	bar	2.5 to 10			
monostable and bistable differential		1 to 10			
bistable		vacuum to 10			
asserved					
Operating pressure series 70 LT (low temperature) versions	bar				
hand operated		vacuum to 10			
pneumatic and solenoid/pneumatic	t = -40°C to -10°C	5 to 10			
	t = -10°C to +60°C	3 to 10			
Minimum pilot pressure	bar	2.5			
Operating temperature range	°C				
series 70 versions		-10 to +60			
series 70 LT (low temperature) versions		-40 to +60			
Nominal diameter	mm	5	7.5	13.3	15
Conductance C	Nl/min · bar	121.43	264.26	505.52	971.43
Critical ratio b	bar/bar	0.32	0.27	0.32	0.43
Flow rate at 6 bar ΔP 0.5 bar	Nl/min	400	750	1560	3200
Flow rate at 6 bar ΔP 1 bar	Nl/min	550	1100	2150	4600
Installation		In any position (vertical assembly is not recommended for bistable valves subjected to vibration)			
Fluid		Filtered air without lubrication; lubrication, if used, must be continuous.			
Recommended lubricant		For series 70 LT (low-temperature) versions, it is recommended to use of perfettamente dried air. ISO and UNI FD 22			
Maximum coil nut torque	Nm	For series 70 LT (low-temperature) it is not expected to be used with lubricated air.			
Compatibility with oils		1 See chapter Z1			

COMPONENTS SERIES 70

- ① VALVE BODY: Aluminium
- ② CONTROL/END CAP: plastic
- ③ SPOOL: chemically nickel-plated aluminium
- ④ DISTANCE PLATES: plastic
- ⑤ GASKETS: NBR
- ⑥ PISTONS: Hostaform®
- ⑦ PISTON GASKET: NBR
- ⑧ FILTER: plastic
- ⑨ SPRINGS: special steel
- ⑩ OPERATOR: Brass pipe - Stainless steel core



COMPONENTS SERIES 70 LT (LOW TEMPERATURE)

- ① ALVE BODY: aluminium
- ② CONTROL/END CAP: aluminium
- ③ SPOOL: chemically nickel-plated aluminium
- ④ DISTANCE PLATES: plastic
- ⑤ GASKETS: HNBR
- ⑥ PISTONS: aluminium
- ⑦ PISTON GASKET: HNBR
- ⑧ FILTER: plastic
- ⑨ SPRINGS: special steel
- ⑩ OPERATOR: brass pipe - Stainless steel core
(version specific for low-temperature applications)



VALVES

VALVES SERIES 70

FLOW CHARTS

VALVES SERIES 70 1/8"

Flow rates



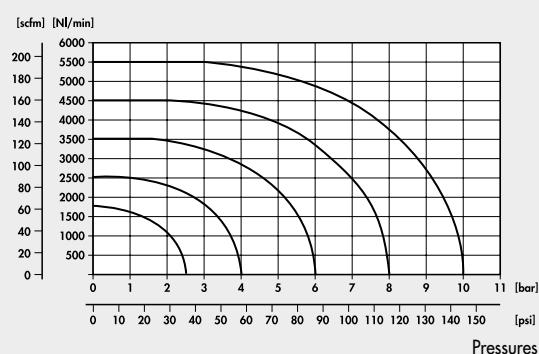
VALVES SERIES 70 1/4"

Flow rates



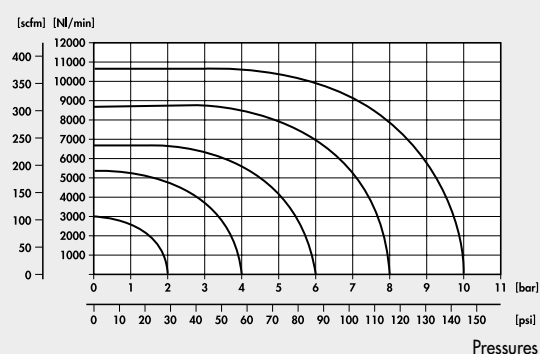
VALVES SERIES 70 3/8"

Flow rates




VALVES SERIES 70 1/2"

Flow rates



VALVES SERIES 70 LT (LOW TEMPERATURE)

TECHNICAL DATA		1/8"	1/4"	3/8"
Operating pressure standard	bar	Vacuum to 10		
hand operated		5 to 10		
pneumatic and solenoid/pneumatic	t = -40°C to -10°C	3 to 10		
	t = -10°C to +60°C	-40 to +60		
Operating temperature range	°C			
Nominal diameter	mm	5	7.5	13.3
Conductance C	Nl/min · bar	121.43	264.26	505.52
Critical ratio b	bar/bar	0.32	0.27	0.32
Flow rate at 6 bar ΔP 0.5 bar	Nl/min	400	750	1560
Flow rate at 6 bar ΔP 1 bar	Nl/min	550	1100	2150
PNEUMATIC				
Minimum pilot pressure	bar	5		
t = -40°C to -10°C		3		
t = -10°C to +60°C				
TRA / TRR monostable at 6 bar (at 20°C)	ms	6/15	7/15	5/28
TRA / TRR bistable at 6 bar (at 20°C)	ms	7/7	7/7	13/13
SOLENOID/PNEUMATIC				
TRA / TRR monostable at 6 bar (at 20°C)	ms	15/35	19/45	21/72
TRA / TRR bistable at 6 bar (at 20°C)	ms	20/20	21/21	18/18
Coil voltage values		12; 24 VDC		
		24; 110; 220V AC 50/60Hz		
Power	t = -40°C to -10°C	5 W (DC) - 5 VA (AC)		
	t = -10°C to +60°C	2 W (DC) - 3.5 VA (AC)		
Voltage tolerance	%	-10 to +15		
Insulation class		F 155		
Maximum coil nut torque	Nm	1		
Hand operator		Bistable		
Notes: after a long stop and with very low temperatures the movement of the first drives may be slower. It recommends the use of perfectly dry air.				




VALVES

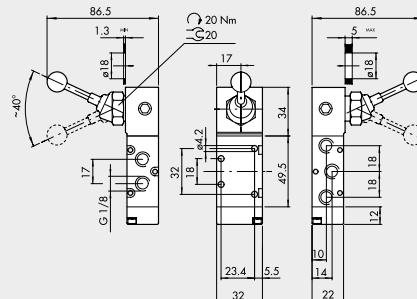
VALVES SERIES 70 LT (LOW TEMPERATURE)



SYNOPTIC, SIZES AND VERSIONS

P N V	2	3	P N	S	OO	LT
FAMILY	DIMENSIONS	FUNCTION	OPERATORS 14	RESETTING (12)	FURTHER DETAILS	
MAV manual valves	2 1/8"	3 3/2	LE leva 90°	S mechanical springs	OO no indication	LT low temperature
PNV pneumatic valves	3 1/4"	5 5/2	PN pneumatic	B bistable	NC normally closed	
SOV solenoid/ pneumatic	C 3/8"	6 5/3	SO solenoid	O stable for 5/3	NO normally open	
					CC closed centres	
					OC open centres	
					PC pressure centres	

VALVES SERIES 70 LT, HAND OPERATED (LOW TEMPERATURE)
90° LEVER 3/2 1/8"


Symbol	Code	Abbrev.	Weight [g]
	* 70L1000100	MAV 23 LES NC LT	184
	* 70L1000200	MAV 23 LEB OO LT	187

90° LEVER 5/2 1/8"


Symbol	Code	Abbrev.	Weight [g]
	* 70L1000300	MAV 25 LES OO LT	210
	* 70L1000400	MAV 25 LEB OO LT	213

B1

VALVES SERIES 70 LT, SOLENOID/PNEUMATIC (LOW TEMPERATURE)

VALVES

VALVES SERIES 70 LT (LOW TEMPERATURE)

MONOSTABLE 3/2 NO 1/8"



Symbol	Code	Abbrev.	Weight [g]
	* 70L1020400	SOV 23 SOS NO LT	147

MONOSTABLE 3/2 NC 1/8"



Symbol	Code	Abbrev.	Weight [g]
	* 70L1020200	SOV 23 SOS NC LT	147

MONOSTABLE 5/2 1/8"



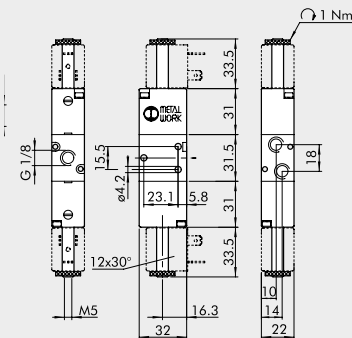
Symbol	Code	Abbrev.	Weight [g]
	* 70L1021100	SOV 25 SOS OO LT	175

BISTABLE 5/2 1/8"



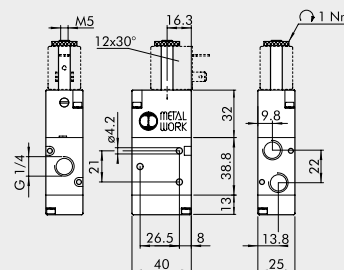
Symbol	Code	Abbrev.	Weight [g]
	* 70L1021200	SOV 25 SOB OO LT	228

BISTABLE 3/2 1/8"



Symbol	Code	Abbrev.	Weight [g]
	* 70L1020100	SOV 23 SOB OO LT	203

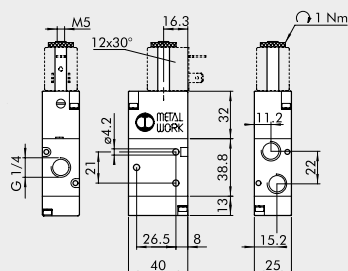
MONOSTABLE 3/2 NO 1/4"




Symbol	Code	Abbrev.	Weight [g]
	* 70L2020400	SOV 33 SOS NO LT	230

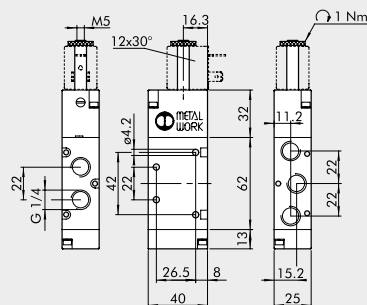
B1.40

MONOSTABLE 3/2 NC 1/4"



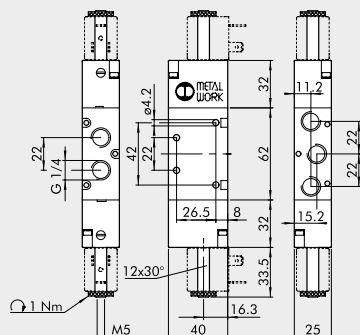
Symbol	Code	Abbrev.	Weight [g]
	✱ 70L2020200	SOV 33 SOS NC LT	230

MONOSTABLE 5/2 1/4"



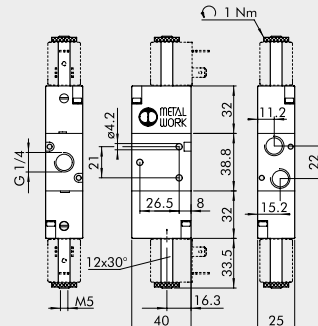
Symbol	Code	Abbrev.	Weight [g]
	* 70L2021100	SOV 35 SOS OO LT	278

BISTABLE 5/2 1/4"



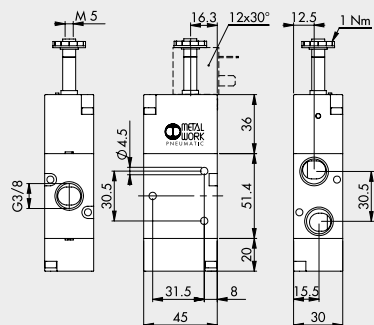
Symbol	Code	Abbrev.	Weight [g]
	* 70L2021200	SOV 35 SOB OO LT	332

BISTABLE 3/2 1/4"



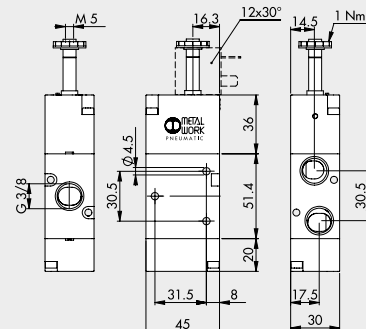
Symbol	Code	Abbrev.	Weight [g]
		SOV 33 SOB OO LT	286

MONOSTABLE 3/2 NO 3/8"



Symbol	Code	Abbrev.	Weight [g]
	✱ 70L4020400	SOV C3 SOS NO LT	358

MONOSTABLE 3/2 NC 3/8"

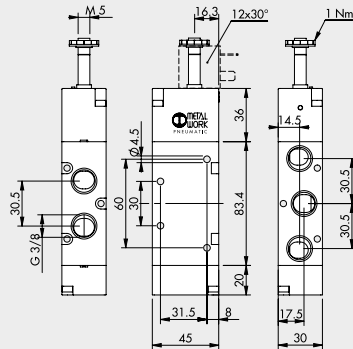


Symbol	Code	Abbrev.	Weight [g]
	✱ 70L4020200	SOV C3 SOS NC LT	358

VALVES

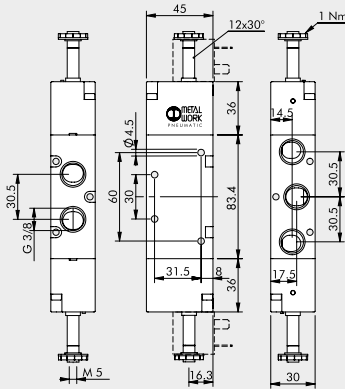
VALVES SERIES 70 LT (LOW TEMPERATURE)

MONOSTABLE 5/2 3/8"



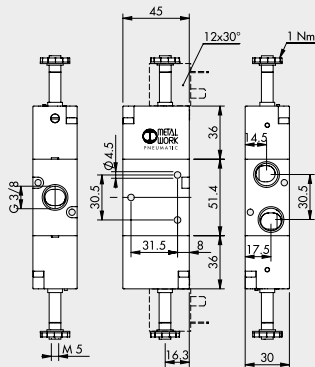
Symbol	Code	Abbrev.	Weight [g]
	* 70L4021100	SOV C5 SOS OO LT	460

BISTABLE 5/2 3/8"



Symbol	Code	Abbrev.	Weight [g]
	* 70L4021200	SOV C5 SOB OO LT	526

BISTABLE 3/2 3/8"



Symbol	Code	Abbrev.	Weight [g]
	* 70L4020100	SOV C3 SOB OO LT	426

NOTES

ACCESSORIES

COILS AND CONNECTORS



Refer to page B1.60 for coils and connectors
For temperatures $T < -10^{\circ}\text{C}$ it is necessary to use coils side 22 mm from 5 W or 5 VA .
(see page B1.77)

COILS AND CONNECTORS FOR SERIES 70, NAMUR AND SERIES BASIC VALVES

COILS SIDE 22 mm



- Voltage tolerance: -10% + 15%
- Insulation class: F155
- Degree of protection: IP65 DIN 40050 with connector
- Avoid prolonged exposure to atmospheric agents
- Coil temperature 100% ED: 55°C at 20°C ambient temperature
- According to ATEX 2014/34/EU rule, group 2, category 3 GD
- Electrical connection DIN 43650 B-IND

Code	Abbrev.	Nominal voltage	Absorption	
			Inrush	Holding
W0215000151	Coil 22 Ø 8 BA 2W-12VDC	12Vcc	2W	2W
W0215000101	Coil 22 Ø 8 BA 2W-24VDC	24Vcc	2W	2W
W0215000111	Coil 22 Ø 8 BA 3.5VA-24VAC	24V 50/60Hz	5.3VA	3.5VA
W0215000121	Coil 22 Ø 8 BA 3.5VA-110VAC	110V 50/60Hz	5.3VA	3.5VA
W0215000131	Coil 22 Ø 8 BA 3.5VA-220VAC	220V 50/60Hz	5.3VA	3.5VA

"UL" AND "CSA" COILS 22 mm



- Voltage tolerance: -10% to +15%
- Insulation class: F155
- Degree of protection: IP65 EN60529 with connector
- Avoid prolonged exposure to the atmospheric agents
- Coil temperature 100% ED: 55°C at 20°C ambient temperature
- Electrical connection DIN 43650 B-IND

Code	Abbrev.	Nominal voltage	Absorption	
			Inrush	Holding
W0215000251	Coil 22 Ø 8 BA 2W-12VDC UR	12Vcc	2W	2W
W0215000201	Coil 22 Ø 8 BA 2W-24VDC UR	24Vcc	2W	2W
W0215000211	Coil 22 Ø 8 BA 3.5VA-24VAC UR	24V 50/60Hz	5.3VA	3.5VA
W0215000221	Coil 22 Ø 8 BA 3.5VA-110VAC UR	110V 50/60Hz	5.3VA	3.5VA
W0215000231	Coil 22 Ø 8 BA 3.5VA-220VAC UR	220V 50/60Hz	5.3VA	3.5VA



CONNECTOR FOR COILS SIDE 22 mm DIN 43650 B-IND




Code	Tipo	Colour	Ø Cable
W0970510011	Standard	Black	PG9
W0970510012	LED 24V	Transparent	PG9
W0970510013	LED 110V	Transparent	PG9
W0970510014	LED 220V	Transparent	PG9
W0970510015	LED + VDR 24V	Transparent	PG9
W0970510016	LED + VDR 110V	Transparent	PG9
W0970510017	LED + VDR 220V	Transparent	PG9
W0970510070	Atex II 2 GD	Black	PG9

KIT COIL EEXM



Code	Description
0227606913	Kit for coil 30 24VDC EEXMT5 cable 3 m
0227606915	Kit for coil 30 24VDC EEXMT5 cable 5 m
0227608013	Kit for coil 30 24VAC EEXMT5 cable 3 m
0227608015	Kit for coil 30 24VAC EEXMT5 cable 5 m
0227608023	Kit for coil 30 110VAC EEXMT5 cable 3 m
0227608025	Kit for coil 30 110VAC EEXMT5 cable 5 m
0227608033	Kit for coil 30 230VAC EEXMT5 cable 3 m
0227608035	Kit for coil 30 230VAC EEXMT5 cable 5 m

According to Atex 2014/34/EU rule: II 2G Ex mb IIC T4/T5 Gb
 II 2D Ex Ib IIIC T130/T95 °C IP66 Db

N.B.: Supplied complete with adapter for Ø8 mm sleeve.

N.B.: It's not possible to mount valves having these coils on bases or on manifolds, because the width of 29.5 mm is higher than the distance between the valves. Special bases can be manufactured on request.

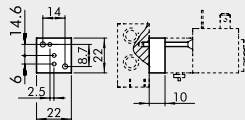
KIT COILS SIDE 22 IP65



Code	Description
0222100100	Kit for coils 22 - IP65

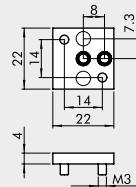
Improved IP65 protection, even after prolonged exposure to atmospheric agents.
Applicable to valves with a technopolymer control.

NC/NO ADAPTER FOR PIV.T VALVES



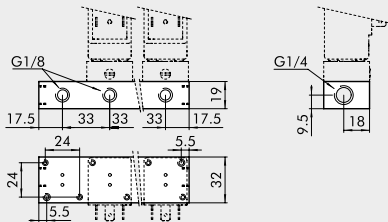
Code	Description	Abbrev.	Weight [g]
W0400101190	NC/NO adapter	I-9000	15

BASE BLANKING PLATE FOR PIV.T VALVES, UNUSED POSITIONS



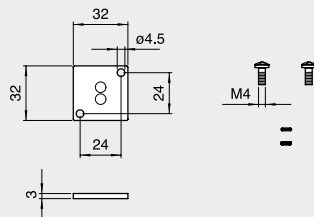
Code	Description	Abbrev.	Weight [g]
W0400112000	Blanking plate	B6000	5

MULTIPLE BASES FOR PIV.B VALVES



Code	Description	Abbrev.	Weight [g]
W0400101201	Base 1 position	B4001	42
W0400101202	Base 2 positions	B4002	94
W0400101203	Base 3 positions	B4003	142
W0400101204	Base 4 positions	B4004	188
W0400101205	Base 5 positions	B4005	234
W0400101206	Base 6 positions	B4006	280
W0400101207	Base 7 positions	B4007	326
W0400101208	Base 8 positions	B4008	372
W0400101209	Base 9 positions	B4009	418

BASE BLANKING PLATE FOR PIV.B VALVES, UNUSED POSITIONS



Code	Description	Weight [g]
W0400112001	Blanking plate	14

COILS, SIDE 22 mm FOR PIV.I SOLENOID VALVES, OPERATOR Ø 8



- Voltage tolerance: -10 to +15%
- Insulation class: F155
- Degree of protection: IP65 – EN60529 with connector
- Avoid prolonged exposure to the atmospheric agents.
- Maximum coil temperature at 100% use: 70°C at 20° ambient temperature
- According to Atex 2014/34/EU rule, group 2, category 3 GD
- Electrical connection DIN 43650 B-IND

Code	Abbrev.	Nominal voltage	Absorption	
			Inrush	Holding
W0215000051	Coil 22 Ø 8 5W-12VDC	12Vcc	5W	5W
W0215000001	Coil 22 Ø 8 5W-24VDC	24Vcc	5W	5W
W0215000011	Coil 22 Ø 8 5VA-24VAC	24V 50/60Hz	8VA	5VA
W0215000021	Coil 22 Ø 8 5VA-110VAC	110V 50/60Hz	8VA	5VA
W0215000031	Coil 22 Ø 8 5VA-220VAC	220V 50/60Hz	8VA	5VA

VALVES

ACCESSORIES FOR SOLENOID VALVES PIV ON BASE

Accessories

	Art. No.	Type No.
Solenoid, 22 mm x Ø 8 mm, electrical connection equipment type B, 24 V AC, 50/60 Hz, 5 VA	118633	400-517-01
Solenoid, 22 mm x Ø 8 mm, electrical connection equipment type B, 110 V AC, 50/60 Hz, 5 VA	118634	400-517-07
Solenoid, 22 mm x Ø 8 mm, electrical connection equipment type B, 230 V AC, 50/60 Hz, 5 VA	118635	400-517-17
Solenoid, 22 mm x Ø 8 mm, electrical connection equipment type B, 24 V DC, 5 W	118637	400-517-42
plug connector with LED, 230 V, 22 mm, type B, housing transparent, with seal and screw	117314	1920.9PL.17
plug connector with LED, 24 V, 22 mm, type B, housing transparent, with seal and screw	117316	1920.9PL.42
plug connector with LED, varistor 230 V, 22 mm, type B, housing transparent, with seal and screw	117317	1920.9PLV17
plug connector with LED, varistor 24 V, 22 mm, type B, housing transparent, with seal and screw	117318	1920.9PLV42
plug connector, 22 mm, type B, housing standard black, ATEX II 2 GD, with seal and screw	151011	1920.9PL110
plug connector with LED, 110 V, 22 mm, type B, housing transparent, with seal and screw	129849	1920.9PLV110
Supply strip for the way valves, mounting bracket set, height 120 mm, for valves connection G 1/8, exhaust/supply connection G 1/4	106604	518.120-18
Supply strip for the way valves, mounting bracket set, height 60 mm, for valves connection G 1/8, exhaust/supply connection G 1/4	106605	518.60-18
Supply strip for the way valves, mounting bracket set, height 30 mm, for valves connection G 1/8, exhaust/supply connection G 1/4	106606	518.30-18
Supply strip for the way valves, supply strip with 2 valve positions, for valves connection G 1/8, exhaust/supply connection G 1/4	106610	518.02-18
Supply strip for the way valves, supply strip with 3 valve positions, for valves connection G 1/8, exhaust/supply connection G 1/4	106611	518.03-18
Supply strip for the way valves, supply strip with 4 valve positions, for valves connection G 1/8, exhaust/supply connection G 1/4	106612	518.04-18
Supply strip for the way valves, supply strip with 5 valve positions, for valves connection G 1/8, exhaust/supply connection G 1/4	106613	518.05-18
Supply strip for the way valves, supply strip with 6 valve positions, for valves connection G 1/8, exhaust/supply connection G 1/4	106614	518.06-18
Supply strip for the way valves, supply strip with 7 valve positions, for valves connection G 1/8, exhaust/supply connection G 1/4	106615	518.07-18
Multi-base plate for the way valves, with 2 valve positions, for valves connection G 1/8, exhaust/supply connection G 1/4	106622	520.02-18
Multi-base plate for the way valves, with 3 valve positions, for valves connection G 1/8, exhaust/supply connection G 1/4	106623	520.03-18
Multi-base plate for the way valves, with 4 valve positions, for valves connection G 1/8, exhaust/supply connection G 1/4	106624	520.04-18
Multi-base plate for the way valves, with 5 valve positions, for valves connection G 1/8, exhaust/supply connection G 1/4	106625	520.05-18
Multi-base plate for the way valves, with 6 valve positions, for valves connection G 1/8, exhaust/supply connection G 1/4	106626	520.06-18
Multi-base plate for the way valves, with 7 valve positions, for valves connection G 1/8, exhaust/supply connection G 1/4	106627	520.07-18
Multi-base plate for the way valves, with 8 valve positions, for valves connection G 1/8, exhaust/supply connection G 1/4	106628	520.08-18
Multi-base plate for the way valves, with 9 valve positions, for valves connection G 1/8, exhaust/supply connection G 1/4	106629	520.09-18

Accessories

	Art. No.	Type No.
Multi-base plate for the way valves, with 10 valve positions, for valves connection G 1/8, exhaust/supply connection G 1/4	106630	520.10-18
Modular base, for valves connection G 1/8, manifold base system for valves series 70/basic	146733	0226004150
Terminal outlet w/o seals, for valves G 1/8, exhaust/supply G 1/4, manifold base system for valves series 70/basic	146734	0226004201
Terminal inlet with seals, for valves G 1/8, exhaust/supply G 1/4, manifold base system for valves series 70/basic	146735	0226004200
Terminal intermediate/upper supply, for valves G 1/8, exhaust/supply G 1/4, manifold base system for valves series 70/basic	146736	0226004300
Solenoid, 22 mm x Ø 8 mm, electrical connection equipment type B, 24 V AC, 50/60 Hz, 5 VA	118633	400-517-01
Solenoid, 22 mm x Ø 8 mm, electrical connection equipment type B, 110 V AC, 50/60 Hz, 5 VA	118634	400-517-07
Solenoid, 22 mm x Ø 8 mm, electrical connection equipment type B, 230 V AC, 50/60 Hz, 5 VA	118635	400-517-17
Solenoid, 22 mm x Ø 8 mm, electrical connection equipment type B, 24 V DC, 5 W	118637	400-517-42
plug connector with LED, 230 V, 22 mm, type B, housing transparent, with seal and screw	117314	1920.9PL.17
plug connector with LED, 24 V, 22 mm, type B, housing transparent, with seal and screw	117316	1920.9PL.42
plug connector with LED, varistor 230 V, 22 mm, type B, housing transparent, with seal and screw	117317	1920.9PLV17
plug connector with LED, varistor 24 V, 22 mm, type B, housing transparent, with seal and screw	117318	1920.9PLV42
plug connector, 22 mm, type B, housing standard black, ATEX II 2 GD, with seal and screw	151011	1920.9PL110
plug connector with LED, 110 V, 22 mm, type B, housing transparent, with seal and screw	129849	1920.9PLV110
Supply strip for the way valves, mounting bracket set, height 120 mm, for valves connection G 1/8, exhaust/supply connection G 1/4	106604	518.120-18
Supply strip for the way valves, mounting bracket set, height 60 mm, for valves connection G 1/8, exhaust/supply connection G 1/4	106605	518.60-18
Supply strip for the way valves, mounting bracket set, height 30 mm, for valves connection G 1/8, exhaust/supply connection G 1/4	106606	518.30-18
Supply strip for the way valves, supply strip with 2 valve positions, for valves connection G 1/8, exhaust/supply connection G 1/4	106610	518.02-18
Supply strip for the way valves, supply strip with 3 valve positions, for valves connection G 1/8, exhaust/supply connection G 1/4	106611	518.03-18
Supply strip for the way valves, supply strip with 4 valve positions, for valves connection G 1/8, exhaust/supply connection G 1/4	106612	518.04-18
Supply strip for the way valves, supply strip with 5 valve positions, for valves connection G 1/8, exhaust/supply connection G 1/4	106613	518.05-18
Supply strip for the way valves, supply strip with 6 valve positions, for valves connection G 1/8, exhaust/supply connection G 1/4	106614	518.06-18
Supply strip for the way valves, supply strip with 7 valve positions, for valves connection G 1/8, exhaust/supply connection G 1/4	106615	518.07-18
Multi-base plate for the way valves, with 2 valve positions, for valves connection G 1/8, exhaust/supply connection G 1/4	106622	520.02-18
Multi-base plate for the way valves, with 3 valve positions, for valves connection G 1/8, exhaust/supply connection G 1/4	106623	520.03-18
Multi-base plate for the way valves, with 4 valve positions, for valves connection G 1/8, exhaust/supply connection G 1/4	106624	520.04-18

Accessories

	Art. No.	Type No.
Multi-base plate for the way valves, with 5 valve positions, for valves connection G 1/8, exhaust/supply connection G 1/4	106625	520.05-18
Multi-base plate for the way valves, with 6 valve positions, for valves connection G 1/8, exhaust/supply connection G 1/4	106626	520.06-18
Multi-base plate for the way valves, with 7 valve positions, for valves connection G 1/8, exhaust/supply connection G 1/4	106627	520.07-18
Multi-base plate for the way valves, with 8 valve positions, for valves connection G 1/8, exhaust/supply connection G 1/4	106628	520.08-18
Multi-base plate for the way valves, with 9 valve positions, for valves connection G 1/8, exhaust/supply connection G 1/4	106629	520.09-18
Multi-base plate for the way valves, with 10 valve positions, for valves connection G 1/8, exhaust/supply connection G 1/4	106630	520.10-18
Modular base, for valves connection G 1/8, manifold base system for valves series 70/basic	146733	0226004150
Terminal outlet w/o seals, for valves G 1/8, exhaust/supply G 1/4, manifold base system for valves series 70/basic	146734	0226004201
Terminal inlet with seals, for valves G 1/8, exhaust/supply G 1/4, manifold base system for valves series 70/basic	146735	0226004200
Terminal intermediate/upper supply, for valves G 1/8, exhaust/supply G 1/4, manifold base system for valves series 70/basic	146736	0226004300

Spareparts

	Art. No.	Type No.
Solenoid, 22 mm x Ø 8 mm, electrical connection equipment type B, 12 V DC, 5 W	118636	400-517-41
plug connector, 22 mm, type B, housing standard black, with seal and screw	117313	1920.9P
3/2-way valve low temperature, electropneumatic, bistable, G 1/8, pmax 10 bar, T = -40 ... 60 °C, alum., without connector/coil	149936	70L1020100