

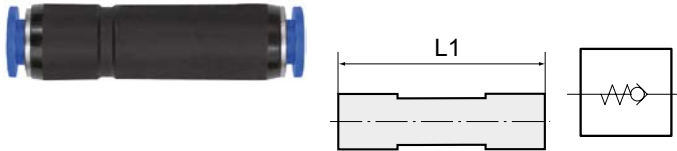
# Straight check valve

»blue series«

**EASY**

Art. No. 151363

Type No. 204.06-1



Exemplary illustration

The non-return function of these push-in fittings prevents the air from flowing back, the unidirectional design means air flow is only possible in one direction.

Discontinued product. No longer available. New product 151529 (204.06-2)

## Technical data

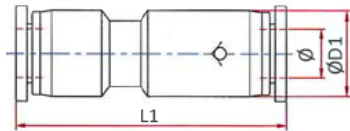
Working pressure	0 - 10 bar
Min. opening pressure	0.2 bar
Temperature range	0 to 60 °C
Series	Blue series
Material	Plastic
Medium	Compressed air
Sealant	NBR
Sleeve	Plastic blue
Applications	Compressed air systems
Recommended hose	PU or PA (nylon)
Note	The images maybe different from the original part
Version	With plug connection
For tube O.D.	6 mm
L1	47.4 mm

The suitability test for the use with alternative specifications is the user's responsibility.

## Commercial data

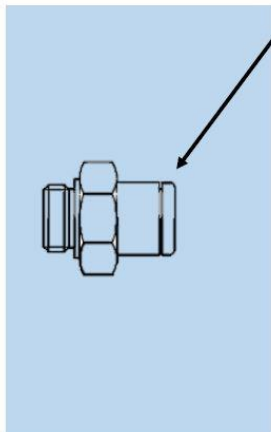
Customs tariff number	39174000
Country of origin	DK
eCl@ss 5.1.4	27292001
eCl@ss 9.0	27292001
UNSPSC_Code_v190501	40141603
UNSPSC_CodeDesc_v190501	Pneumatic valves

## Dimensions



For tube O.D.	L1	D1
mm	mm	mm
6	47.4	12.5

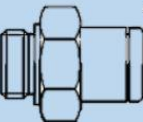
We recommend for improved strength of push-in fittings with **PA** hoses, the following push-in fitting - hose combination:



For tube O.D.	Recommended hose Ø	Recommended hose
3	3x1.5 *	259.08 X
4	4x2 *	259.09 X
5	5x3	259.10 X
6	6x4 *	259.11 X
8	8x6 *	259.12 X
10	10x7 *	259.61 X
12	12x9 *	259.14 X
14	14x11	259.62 X
16	16x12	259.25 X

\* Recommended and based on ISO 14743

We recommend for improved strength of push-in fittings with **PU** hoses, the following push-in fitting - hose combination:



For tube O.D.	Recommended hose Ø	Recommended hose
3	3x1.5 *	259.50 X
4	4x2 *	259.04 X
5	5x3	259.15 X
6	6x4 *	259.16 X
8	8x5 *	259.63 X
10	10x7 *	259.64 X
12	12x8 *	259.65 X
14	14x10	259.51 X
16	16x12	259.52 X

\* Recommended and based on ISO 14743