

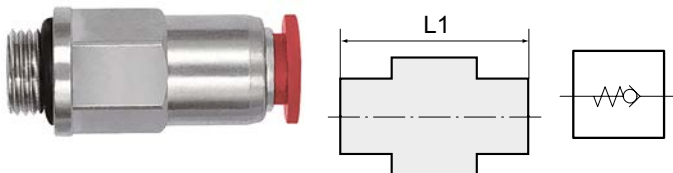
Straight check valve

»blue series«

EASY

Art. No. 151587

Type No. 200.54-1



Exemplary illustration

The non-return function of these push-in fittings prevents the air from flowing back, the unidirectional design means air flow is only possible in one direction.

Discontinued product. No longer available. New product 151490 (200.54-2)

Technical data

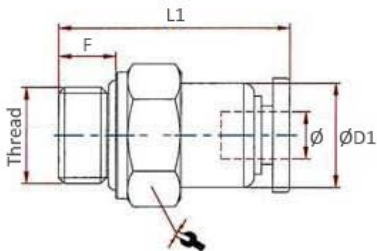
Working pressure	0 - 10 bar
Min. opening pressure	0.2 bar
Temperature range	0 to 60 °C
Series	Blue series
Material	Plastic and nickel-plated brass
Medium	Compressed air
Sealant	NBR
Sleeve	Plastic red
Applications	Compressed air systems
Recommended hose	PU or PA (nylon)
Flow direction	From port to tube
Thread form	Parallel male thread
Standard thread	DIN 13-1
Version	With o-ring (NBR)With o-ring (NBR)
Thread	M5
For tube O.D.	4 mm
L1	31.4 mm
a/f	10 mm

The suitability test for the use with alternative specifications is the user's responsibility.

Commercial data

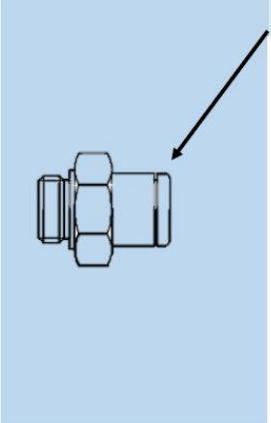
Customs tariff number	39174000
Country of origin	DK
eCl@ss 5.1.4	27292001
eCl@ss 9.0	27292001
UNSPSC_Code_v190501	40141603
UNSPSC_CodeDesc_v190501	Pneumatic valves

Dimensions



Thread	Standard thread	For tube O.D.	F	a/f	L1	D1
		mm	mm	mm	mm	mm
M5	DIN 13-1	4	3.6	10	31.4	10.0

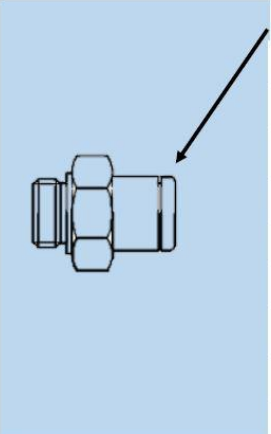
We recommend for improved strength of push-in fittings with **PA** hoses, the following push-in fitting - hose combination:



For tube O.D.	Recommended hose Ø	Recommended hose
3	3x1.5 *	259.08 X
4	4x2 *	259.09 X
5	5x3	259.10 X
6	6x4 *	259.11 X
8	8x6 *	259.12 X
10	10x7 *	259.61 X
12	12x9 *	259.14 X
14	14x11	259.62 X
16	16x12	259.25 X

* Recommended and based on ISO 14743

We recommend for improved strength of push-in fittings with **PU** hoses, the following push-in fitting - hose combination:



For tube O.D.	Recommended hose Ø	Recommended hose
3	3x1.5 *	259.50 X
4	4x2 *	259.04 X
5	5x3	259.15 X
6	6x4 *	259.16 X
8	8x5 *	259.63 X
10	10x7 *	259.64 X
12	12x8 *	259.65 X
14	14x10	259.51 X
16	16x12	259.52 X

* Recommended and based on ISO 14743