



## Service unit

### 3-pie

Size 1

**845 B**

G 1/4

**847 K**

G 3/8

0.5 to 10 bar

0.5 to 16 bar



## Characteristics

Type	845 B	847 K
Port	G 1/4	G 3/8
Pressure gauge port	G 1/4	
Type of construction	- Centrifugal filter Sintered filter element - Diaphragm pressure regulator with self-relieving design - Proportional lubricator	
Input pressure p1	Max. 16 bar with plastic bowl Max. 20 bar with metal bowl	
Control range p2	0.5 to 10 bar, 0.5 to 16 bar Other control ranges on request	
Mounting position	Vertical, drain plug at bottom	
Mounting type	Bracket on regulator Bracket on filter / lubricator	
Medium temperature	-10 to 60 °C (other temperature	
Ambient temperature	-10 to 60 °C ranges on request)	
Filter rating	5 µm	
Bowl capacity	Filter: Max. 35 cm <sup>3</sup> condensate Oil-mist lubricator: 40 cm <sup>3</sup>	
Condensate drain	Manual, semi-automatic Fully-automatic on request	
Weight [g]	1260	

## Materials

Part	Material
Head piece (body)	Zinc - Z 410
Spring bonnet	Z 410-brass
Diaphragm	NBR-brass
Pressure spring	Galvanised steel
Valve cone	NBR-brass
Counter-pressure spring	Stainless steel
O-ring 37 x 2	NBR
Filter element 5 µm	Polyethylene
Condensate bowl	Polycarbonate
Air deflector	PS
Baffle	PE
Oil bowl	Polycarbonate
Oil fill plug	Brass-NBR
Sight dome	PA
Sight dome – metal	Zinc-glass-NBR

## Ordering information

Type &amp; port

Options

**847 K / X**

Port	
845 B	G 1/4
847 K	G 3/8
Options	
<b>K</b>	Plastic bowl
<b>M</b>	Metal bowl
<b>S</b>	Bowl guard

## Order example:

845 B-HA or 845 B/M

Please use the suffix »A« to order fully-automatic drain

## Description

- Standard design
- Independent of inlet pressure
- Pressure gauge Ø 50 mm included
- Filter rating acc. to ISO 4003
- Oil can be filled under pressure

## Recommended oil

### Special pneumatic oil 32

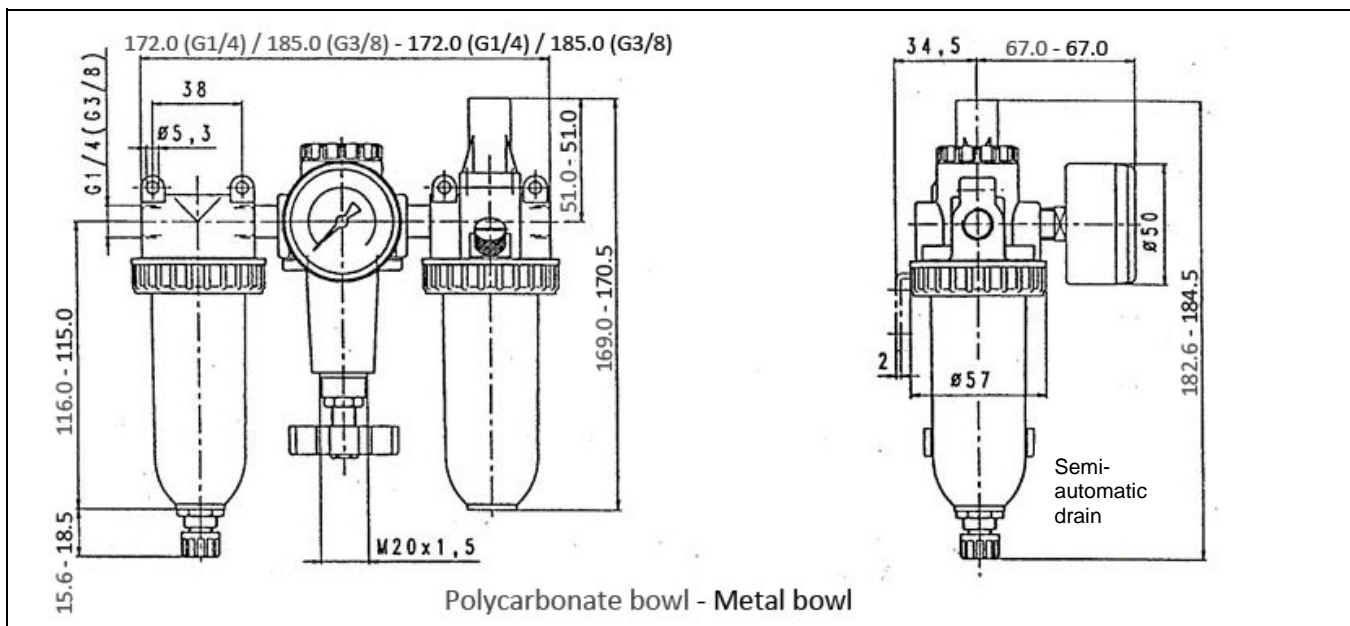
 Viscosity at 40 °C: 32 cSt [mm<sup>2</sup>/s]

Temperature range: -35 to +85 °C

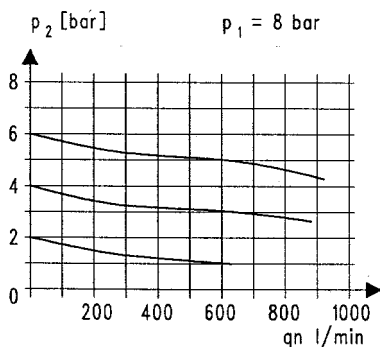
Oil bowls made of plastic (polycarbonate) are corroded by additives, anti-freeze agents and synthetic oils. We therefore recommend using mineral oils from approx. 22 to 32 cSt or up to 68 cSt in conjunction with impact tools.

Metal bowls and metal sight domes should be used for all other oil grades.

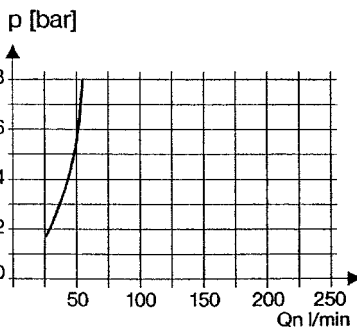
## Dimensions [mm]



### Flow characteristic

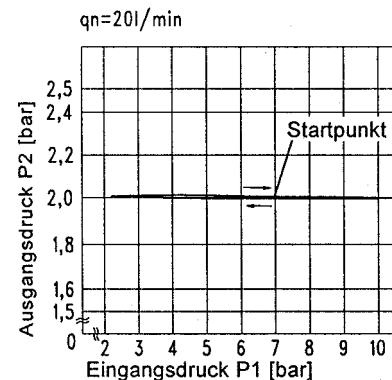


### Lubricator operating limit



### Hysteresis

Hysteresis of  $p_2$  as a function of rising (falling)  $p_1$  at a constant draw-off rate QN 20 l/min  
Basic setting (starting point):  $p_1$ : 7.0 bar  
 $p_2$ : 2.0 bar



### Flow rates

Flow rates at  $p_1 = 8$  bar

Output pressure $p_2 =$ [bar]		6
Nominal flow ( $\Delta p = 1$ bar)	QN m <sup>3</sup> /h	36
	QN l/min	600

### Accessories

Designation	Order No.
Mounting bracket with nut and washer	75/2
Mounting bracket	H 800
Metal bowl (filter)	640/12
Metal bowl (lubricator)	740/12
Plastic bowl (filter)	640/2-HA
Plastic bowl (lubricator)	740/02
Bowl guard	SK 01
Fully-automatic drain (external)	65/0-N
Fully-automatic drain (internal)	655.6.900

### Main spare parts

Part	Part No.
→ Set of wearing parts	22.620.4
Sight dome (polycarbonate)	760.7.990
Sight dome (metal)	760.7.992
Assembly adapter for metal sight dome	760.7.1135
Filter element 5 $\mu$ m	611.6.905
Pr. gauge $\varnothing$ 50 mm, G1/4	
0 to 10 bar	206-KD
0 to 16 bar	207-KD